

“DX QSL Card Basics”

By: Glenn R. Kurzenknabe
K3SWZ

An addition here and there by Andrew Forsyth AF3I

“QSL” means:

- Did you receive my message?
- I have received your message.

Note:

In this presentation, we are referring to paper QSL cards, not LoTW or e-QSL
We will touch on the OQRS program..

Why Confirm QSOs?

- Personal Satisfaction
- Awards
- Show and Tell

Minimum Information

- What minimum information should be printed on your QSL card?
- Your Call Sign
- Location/Address
- Name
- County
- QSO data blanks (optional)

Optional information

- Grid Square
- Picture
- Emblems or Logos
- Cartoons
- Awards
- Can be money wasters and nobody cares, except Grid Square info (my opinion)

Minimum QSO Information

- What minimum QSO information should be “written” on your QSL card?
- Call Sign of the station worked
- Date – correctly expressed!
- Time – correctly expressed!
- Band or Frequency
- Mode – some experts say: TWO-WAY or 2X
- Signal Report
- Caution: No write overs or corrections!
- Print legibly or use a computer !

Optional information

- Notes
- Rig

Date Format

- How do you express the date, correctly?
- 02 March 2013 is best
- March 2, 2013 is OK
- Definitely not 3/2/13 -- NEVER!
- Avoid Roman Numerals
- Europeans confuse the issue!

Time Format



- How do you express the time correctly?
- 1522Z or UTC or GMT are all correct.
- Never use local time!!!

Band/Frequency

- What about the band or frequency?
- 14 MHz or 20 Meters are both correct.


Big Dxpeditions know how to QSL... Maybe Not!

VP8PJ
 South Orkney Isl.
 Date: 2020-03-01
 Is that...
 January 03 or
 March 01 ? ? ? ?



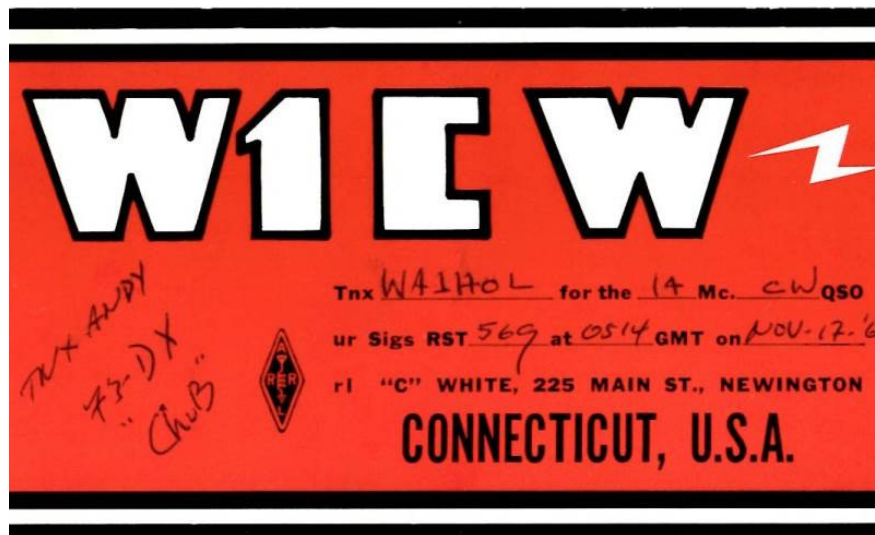
KH1/KH7Z
 Baker Island
 Date: 04/07/2018

Is that... April 07 or
 July 04 ? ? ? ?



How a PRO QSLs

- W1CW, Bob “Chub” White
- Head of the ARRL DXCC Desk
- Good Date Format: NOV 17 '68



How a PRO QSLs

- K3SWZ, Glenn Kurzenknabe
- QSL Card Checker
- Great Date Format: 20 July 2008

AF3I
K3SWZ confirms QSO
20 July 2008
0058Z
6 Meters
2 X CW
599
Thanks and 73
Grid: FN10



PENNSYLVANIA
YORK COUNTY

K3SWZ

GLENN R. KURZENKNABE
23 Carriage Road
New Cumberland, PA
17070-2302 U.S.A.

The QSL MAN® - W4MPY

Our own K3IEC Card



K3IEC
 Cumberland Amateur Radio Club
 David E. Smith, Trustee
 1367 Kiner Blvd.
 Carlisle, PA 17015-9791 USA



CQ Zone 5
 ITU Zone 8
 Grid FN10
 Cumberland County

<http://home.comcast.net/~carc-k3iec/>

DATE
 Day Month Year

To Radio	DATE			UTC	Band	2-Way	RST
	Day	Month	Year				

PSE QSL TNX

73 and Good DX

Cost

- QSLing is not cheap!
- If you are not willing to play by the conventional rules of the hobby, don't be disappointed by the results.
- You have to pay to play!

How to send a domestic QSL card

- Addresses can be found on QRZ.COM
- Send an SASE along with your QSL.
- #6 envelope inside of a #10 envelope, with the smaller one addressed to you.

- Buy a rubber stamp.
- X-Stamper is a well-known brand.
- J P Cooke Company is my supplier (AF3I)
- Web: <https://www.jpcooke.com/category.aspx?categoryID=2722>
- Or <https://www.jpcooke.com/> to see everything they offer.
- Stamps are inexpensive and can also be used for general household use.
- Use your Zip+4 and put U.S.A. on the rubber stamp.
- No Call Sign!

How to send a DX QSL card

- Follow the instructions of the DX station
- QSL Direct, Via the Buro or his QSL Manager

Direct

- Again, QRZ.COM is best for addresses. Follow the instructions, if any are given.
- Do not show any call signs or make any reference to ham radio on the envelope.
- Just the facts!
- Use “nesting” Air Mail envelopes – can be purchased in sets on line. Hard to find locally.

Postage Suppliers –

Confirm business existence before use.

William J. Plum (908) 788-1020 email: plumdx@msn.com

12 Glenn Road

Flemington, NJ 08822-3322

James E. Mackey This is K3FN

PO BOX 270569

West Hartford, CT 06127-0569

What about IRC's?

- They basically went away on January 31, 2013!
- They were expensive and hard to cash in some parts of the world.
- Most DX stations won't accept them!
- Don't waste your money!

Instead of IRCs...

- Green Stamps (\$\$) are best.
- Use clean, crisp bills – 2 or 3!
- Postage is now \$1.65 to mail a letter
 - (1 oz.)
- Stay away from fancy stamps.
- Some experts say don't use stamps bearing the American Flag. Know the destination country and plan accordingly.
- Note: Save the envelopes that you receive. They may make some stamp collector happy!

“Via the Bureau” (incoming)

- What is a QSL Bureau?
- Who runs them?
- Who can use them?

- The QSL Bureau is organized by ARRL.
- The Third-Area Incoming QSL Bureau is run by the National Capitol DX Association.
- If your call sign contains “3” this is your bureau... no matter where you reside. Visit the web site.
- Web: <https://www.ncdxa.org/qsl.shtml>
- Identify your Sorter based on your call sign.
Use their alphabet matrix and the letter immediately following “3”.
- Mail: Directly to your Sorter
 - Some sorters accept money.
Some accept stamped envelopes. You need to know.

How do I get QSL cards from the Bureau?

- Read the instructions on their web site.
- Submit several envelopes with postage on them. They will then use them to send you your cards.
- Special envelopes for the USPS are suggested. They have no metal clasps. Buy those envelopes.
- Address them to yourself or use your rubber stamp! Put your call sign where the Return Address normally is placed.
- Affix enough postage for 1 or 2 oz. **NO MORE!**
- Use FOREVER stamps.
- Send the envelopes to the NCDXA address
- Have patience!

- You can also send the QSL Bureau money and they will provide envelopes, postage, etc. See the NCDXA/QSL Bureau Web site for details.

<https://www.ncdxa.org/qs1.shtml>

- This method is becoming popular and does all the work for you!
- Send \$5-\$10, if you are not that active. More if you are! I sent \$20 the last time.

QSL via my “Manager”

- QSL Managers take the burden of QSLing off of the DX station, which permits them to be on the air more.
- May be a domestic station or another DX station.
- You must provide an SAE/SASE and funds for return mailing, as if you were sending direct.
- Nice to enclose a short note, thanking them for their efforts. I use a stick'em on the QSL card.

OQRS

- This is a new service that is being used by big DXpeditions mainly. Allows you to apply for your QSL cards online from their logs, pay postage and make a donation to their efforts. Requires a Pay Pal account. Actually a bit cheaper in the long run. Becoming very popular, especially with big DXpeditions.
- Web: <https://clublog.org/>

Awards

- All ARRL awards require real QSL cards.
- CQ and some others will accept e-QSL.

ARRL Outgoing QSL Bureau

- Open to ARRL members for a charge \$0.75 per ounce (~20 cards)
- Or \$2.00 flat rate for 10 cards or fewer
- Or \$3.00 flat rate for 11 to 20 cards
- See ARRL web site for exact costs.
- Sort your outgoing cards in prefix order and send them to the ARRL with proof of membership. (Photocopy of your QST Magazine Cover)

QSL Forwarding Service

- What is a “QSL Forwarding Service”?
- WF5E retired. K3FN took over.
- Options: \$1, \$3, \$5 per card.

Info at: Airmailpostage.com

K3FN

James E Mackey

PO BOX 270569

West Hartford, CT 06127-0569

- QSL cards maybe generated on a computer and even the information can be filled in using a computer.
- This is becoming more and more popular and is up to the individual. This works especially well, when a computer is used for logging and one is smart enough to know what to do with the data!
- QSO data can be printed directly on the card or on a sticky label.

Where do I get QSL cards printed?

- KB3IFH, LZ1JZ and UX5UO are all good sources. Check the web for more information. “Cheap QSL’s” are good!
- Foreign printers are inexpensive and very good.
- Local printers may be costly as they are not set-up for QSL cards. Surprisingly the foreign vendors are quite reliable.



K3SWZ



UNITED STATES POSTAL SERVICE

Y13A

2343 1715 C-2014

-RTTY-

CELEBRATING 25th ANNIVERSARY

CREAMY

Questions???